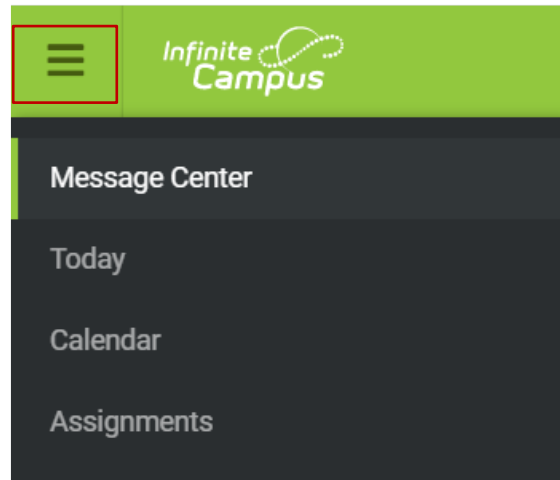


Using Campus Student

To log into Campus Student, click here:

<https://euclidschools.infinitecampus.org/campus/portal/students/euclid.jsp>

In Campus Student, navigate between tools in the menu on the left. On mobile devices, this menu shrinks to the "three bars" icon to save space. Click to open/close the Tool Menu.

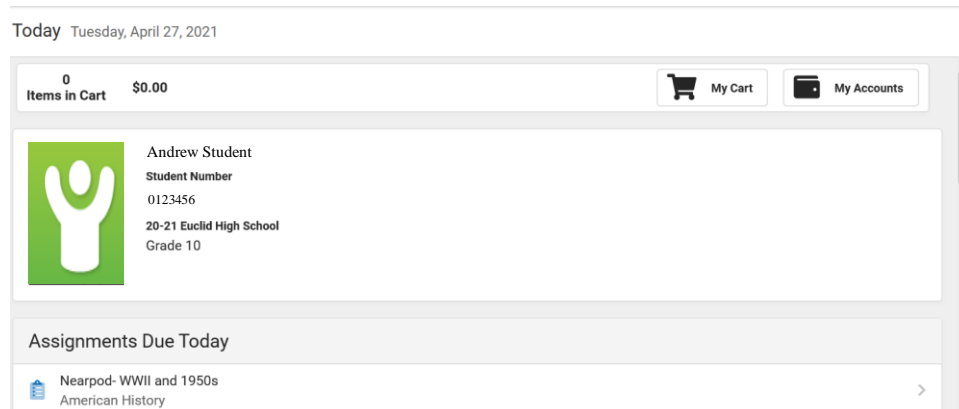


Tools Available in the Campus Student Portal

Today

The Today view shows the student's schedule for the current day and lists any assignments due today or tomorrow.

The assignments list covers all of the student's courses, including those that may not meet on the current day. Click on the assignment or the course name to view details such as dates, scoring information, and the description.



Calendar

The Calendar displays data in three different modes: *Assignments*, *Schedule*, and *Attendance*.

For *Assignments* and *Attendance*, dots display below dates that have data.

In *Schedule* mode, the student's schedule displays with times for each class, and the teacher's names.

Calendar

The screenshot shows the 'Calendar' interface with three tabs: 'Assignments', 'Schedule', and 'Attendance'. The 'Assignments' tab is active. It displays a calendar grid for April 2021. The days of the week are labeled as SU, MO, TU, WE, TH, FR, SA. The dates 1 through 30 are shown, with dots indicating data points. The date 27 is highlighted in blue. Below the calendar, there is a list of assignments:

- Attendance 4/27
Geometry
- Daily Points Day 21
PE Fitness
- Nearpod- WWII and 1950s

Assignments

The Assignments tool collects all of a student's assignments with the focus on today. Click assignments to view details and scroll to see previous and future assignments.

Use the **Missing** and **Current Term** buttons at the top to filter assignments.

The screenshot shows the 'Assignments' interface. At the top, there are two filter buttons: 'Missing' and 'Current Term'. On the right, there is a 'Today' button. The main content area shows a list of assignments grouped by date:

- Thursday 08/09**
 - TKAM Character Worksheet (American & British Literature) 13/15 (86.66%)
 - Africa Map Comparison Worksheet (African History) 8/10 (80%)
- Friday 08/10** (TODAY)
 - Cell Model Project (AP Biology)
 - pg. 47 #1, 3, 5, 7, 9 (Pre-Calculus A)
- Monday 08/13**
 - TKAM Character Essay (American & British Literature)
 - Nelson Mandela Book Report (African History)
- Tuesday 08/14**
 - pg. 53 #1, 3, 7, 9, 13

Grades

The Grades tool shows all of the grades earned by the selected student for all tasks (such as quarter or Semester grades) and standards. Posted grades are displayed in bold, with In-Progress grades indicated as "In-progress."

Where the grey arrow displays for a task or standard, click the task to view the Categories that contribute to the grade. Expand categories to view all included assignments. Click assignments to view details.

Grades that are part of a composite or rollup grading setup are indicated.

The screenshot shows the 'Grades' tool interface. The main overview on the left displays a cumulative GPA of 2.05 and a list of courses with their respective grades and progress indicators. A red box highlights a grey arrow next to the 'Term Grade' for English 10. A detailed view on the right shows the breakdown for English 10, including a term grade of A and a list of assignments with their scores and weights.

Grades	
Cumulative GPA: 2.05	
1 (07/03 - 10/06)	
English 10	-
Progress	B
Term Grade	A >
Semester	B+ >
AP US History	+
Personal Finance	+
Pre-Calculus A	+
Spanish II A	+

English 10	
(1) Term Grade	A
Homework Weight: 1	112/130 (86.15%) -
Book Review 1 Due: 07/24/2017	10/10 (100%) >
Final Assessment Banned Book Project Due: 07/21/2017	7/10 (70%) >
BBP OLA Due: 07/19/2017	8/10 (80%) >

Grade Book Updates

Grade Book Updates list all of the assignments that have been scored or otherwise updated in the last 14 days.

Click on the assignment or the course name to view details.

The screenshot shows the 'Grade Book Updates' tool interface, displaying a list of recent assignments with their scores and course names.

Grade Book Updates	
Trigonometric Functions Worksheet AP Calculus	100% 10/10
Week 1 Review AP Calculus	80% 4/5
Trig AT 1 pg 47, #s 3, 5, 7 AP Calculus	100% 5/5

Attendance

The Attendance tool lists the absences and tardies for attendance taking periods in the selected quarter. Navigate between quarters using the options at the top.

Click on a period to view details. On the detail view, absences and tardies are divided by type (excused, unexcused, exempt, or unknown), with all absences and tardies listed below.

The screenshot shows the Attendance tool interface. At the top, there are navigation buttons for "Last Term", "Current Term", and "Next Term". Below this is a table with columns for "COURSE", "ABSENT", and "TARDY". The table lists several courses: AP Calculus (0 absent, 0 tardy), AP English (2 absent, 0 tardy), Physics A (1 absent, 2 tardy), and World History A (0 absent, 0 tardy). A "Period Totals" row shows 3 absences and 2 tardies. A red arrow points from the "AP English" row to a detailed view window.

The detailed view for "AP English" shows two tables: "Period Absences" and "Period Tardies".

Period Absences			
EXCUSED	UNEXCUSED	EXEMPT	UNKNOWN
1	1	0	0

Period Tardies			
EXCUSED	UNEXCUSED	EXEMPT	UNKNOWN
0	0	0	0

Below these tables is a section titled "Absences" with a list of dates and absence types:

- 12/15/2016 - Absent Unexcused
- 10/28/2016 - Absent Excused

Schedule

The Schedule tool shows the student's schedule for each term

Each schedule includes the times of the periods during the day and the student's courses, with the teacher's name and room assigned. Click on the course name to view details.

If a student drops a course, it continues to display on the student's schedule until the end of the day.

The screenshot shows the Schedule tool interface. At the top, there are navigation buttons for "Q1", "Q2", "Q3", and "Q4". Below this is a section titled "Term Q4 (03/15 - 05/28)". The schedule is displayed as a list of courses with their times and teacher/room information:

Period	Course	Time	Teacher/Room
1	Biology	7:30 AM - 8:23 AM	Wilson/Sessor Rm: H130E
2	PE Fitness	8:28 AM - 9:25 AM	Poe, Dianna Rm: WEST GYM
3	Geometry	9:30 AM - 10:23 AM	Costello/Sylvester Rm: H230A
4	American History	10:28 AM - 11:21 AM	DeAngelis/Mitchell Rm: H130A
5	LUNCH	11:26 AM - 12:19 PM	Staff, Secondary Rm: CAFE
6	Spanish 1	12:24 PM - 1:17 PM	Wright, Elizabeth Rm: H350C

At the bottom, there is a link for "Sophomore English" with the teacher "Shapiro, Wendv".

Academic Plan

The Academic Plan gives the student the option to view, download, or print a report of their current academic progress. Students can access and print their academic plan by clicking on “Documents” from the menu, and selecting Academic Plan Progress Report.

Academic Progress

This report will display the student's progress toward completion of an Academic Plan

View progress toward Graduation or Academic Program:
HS Graduation - 2018+ (Graduation) ▾



Report Type Summary Detail
Report Format: PDF DOCX

Generate Report

Fees

The Fees tool shows the fees assigned to a student. Fees can include things like a lab fee for a science course, a fee for a field trip, or the cost of an athletic activity. The School Years dropdown list allows you to view fees assigned to the student according to the school year in which they were assigned. The Type dropdown list allows you to view fees as unpaid, paid, or all.

Fees

0 Items in Cart \$0.00  My Cart  My Accounts

School Year: 2020 - 2021 ▾ Type: Unpaid ▾

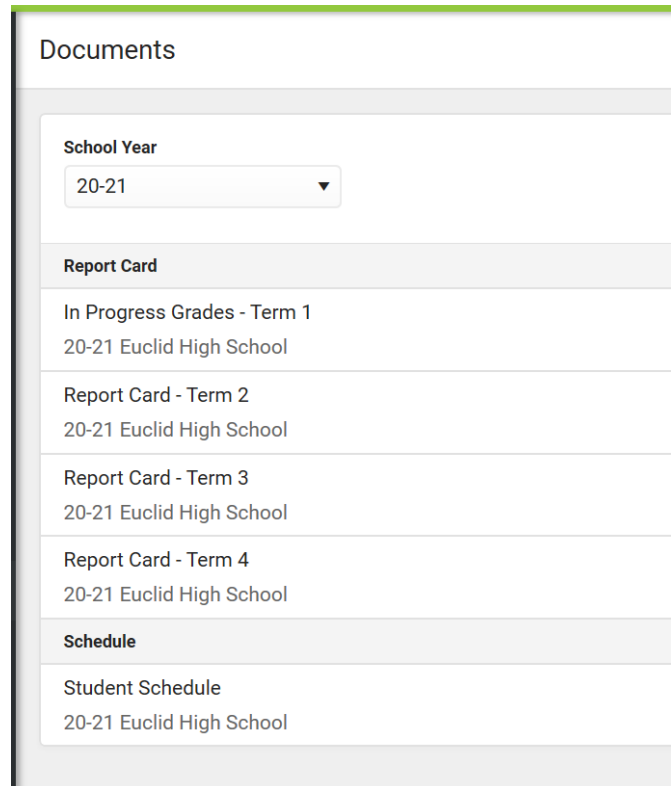
Total Due: \$20.00

DESCRIPTION	DUE DATE	FEE BALANCE	
Annual Technology Fee	08/24/2020	20.00	Add to Cart ▾ >
Subtotal		20.00	

[Print](#) [Optional Payments](#)

Documents

The Documents tool is used to generate a PDF version of the student's schedule, report cards, and transcripts, etc. suitable for printing. Click on an entry to view the file in PDF. The available reports are specific to building/grade levels.



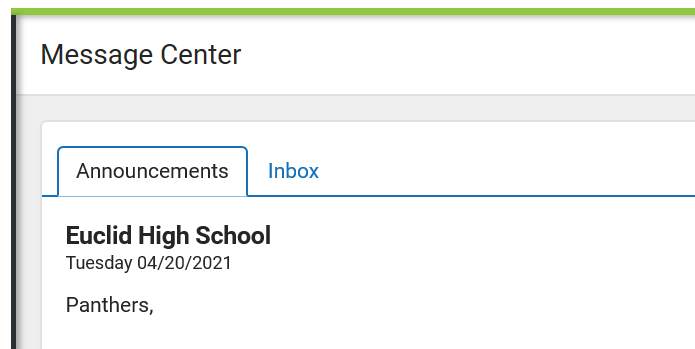
The screenshot shows the 'Documents' interface. At the top, there is a 'School Year' dropdown menu currently set to '20-21'. Below this, there are several sections:

- Report Card**
 - In Progress Grades - Term 1
20-21 Euclid High School
 - Report Card - Term 2
20-21 Euclid High School
 - Report Card - Term 3
20-21 Euclid High School
 - Report Card - Term 4
20-21 Euclid High School
- Schedule**
 - Student Schedule
20-21 Euclid High School

Message Center

The Message Center includes **Announcements** that are posted at a school or district level. Announcements will display based on the timeline set by the creator and cannot be deleted or archived.

Additionally, the **Inbox** displays messages sent to the parent, including those from teachers.

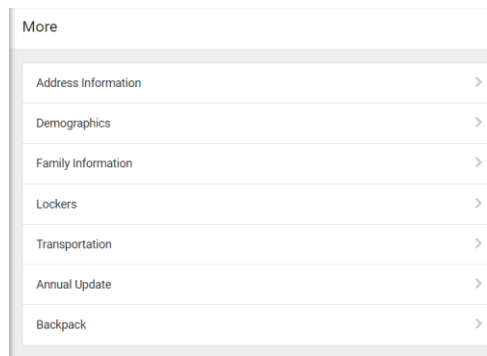


The screenshot shows the 'Message Center' interface. At the top, there are two tabs: 'Announcements' and 'Inbox'. Below the tabs, there is a message from 'Euclid High School' dated 'Tuesday 04/20/2021'. The message content begins with 'Panthers,'.

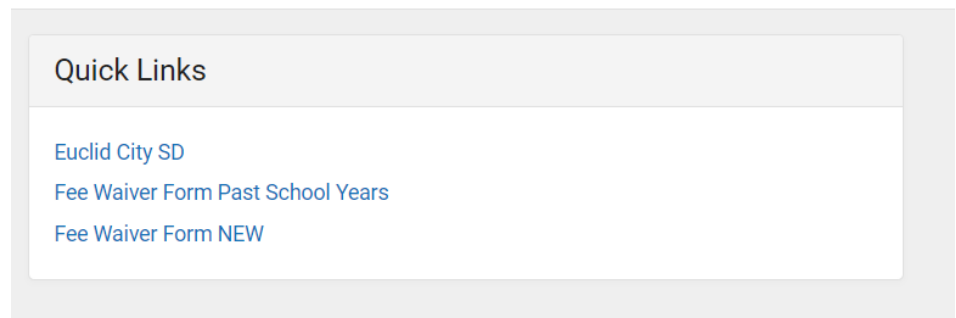
More

The More tab displays the following:

- **Address Information** for the student's household(s).
- **Demographics information** for the student and any non-household relationships.
- **Family Information**, including contact information for family members.
- **Lockers** assigned to the student with locations and combinations.
- **Transportation** information such as students busing schedule.
- **Annual Update** for parents to update current information for the household.
- **Backpack** where parents can view, download and print students' final report cards, test scores, etc.



The **Quick Links** section displays the district website and fee waiver forms.



Log Off

Click on the User Menu to

